

European Centre for Modern Languages and European Commission cooperation on
INNOVATIVE METHODOLOGIES AND ASSESSMENT IN LANGUAGE LEARNING



WORKSHOP: Developing Online Teaching Skills for the 21st Century Classroom
Madrid, Spain: 7-8 May 2015

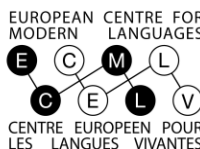
Timetable

Day 1: 7 May

Time	Activity
9:15-9:35	Introductions : Director General de Evaluaciòn y Cooperaciòn Territorial José Ignacio Sànchez Pérez ; Javier Arroyo : Director del Centro Nacional de Innovaciòn e Investigaciòn Educativa; Trinidad de Haro Figueroa: Jefe de Servicio Lenguas Extranjeras y Bilinguismo, CNIIE
09:35-09:45	Welcome and overview of the workshop and introduction to ICT-REV and DOTS
09:45-10:00	Icebreaker
10:00-10:20	Presentation of the European Centre for Modern Languages (ECML): Margit Huber via Skype
10.20–11:30	Group work: Sharing teaching/training activities that need improvement
11:30-12:00	Coffee break
12.00–12.15	Summary of participants' survey responses
12.15-12.45	Teacher types: Participants' strengths and needs as language teachers/teacher trainers using ICTs.
12:45-13:45	Presentation of DOTS Workspace structure and ICT-REV Inventory (Wheel). Exploration of tools.
13.45-14.00	General feedback
14:00-15:30	Lunch
15.30-16.15	Sharing best practices: Showcasing learning activities and/or training strategies
16.15-16.45	ICT Best practices (Template)
16.45-17.15	Discussion: Prioritizing trainees' needs regarding ICTs
17.15-17.30	Feedback and conclusion of day 1

This initiative is carried out within the framework of a cooperation agreement between the European Centre for Modern Languages and the European Commission

www.ecml.at/ec-cooperation



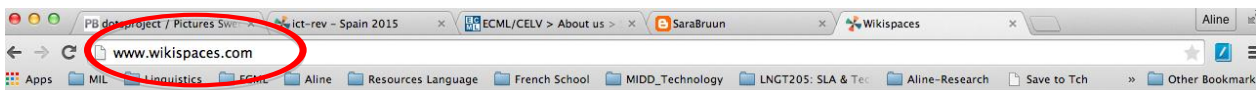
Day 2: 8 May

Time	Activity
09.00	Start
09.00-9.10	Overview of the day
09.10-9.45	Online presentation by Sara Bruun on "Skype in the Classroom and Zaption".
09.45-11:15	Group work: explore a tool of your choice and create a new training activity and record on a wiki
11.15-11.45	Coffee break
11.45-12.30	Presentation and discussion of tasks in plenary (Pecha Kucha)
12.30-13:15	Plenary: ICT in language teaching and teacher training - opportunities and ways to overcome limitations
13.15-13.45	Reinforcing and/or creating new synergies What action can you take, feedback, plenary summary
13.45-14.00	Feedback questionnaires
14.00	Finish workshop

WIKISPACES INSTRUCTIONS

Go to: www.wikispaces.com

Step 1:



[ABOUT](#)

[BLOG](#)



[CONTACT](#)

[SIGN IN](#)

The world's best Wiki platform

To start select the type of wiki you will create



Education

For anyone in education including teachers, students, parents, librarians, schools, and universities. Featuring

OR



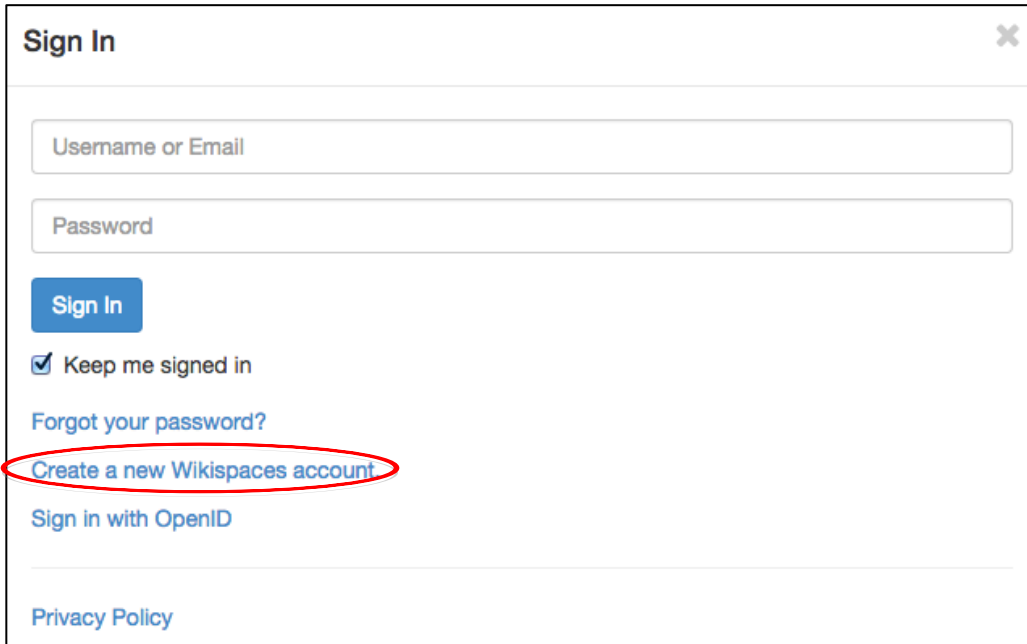
Everyone Else

For businesses, non-profits, government, community groups, individuals, and everyone else not in education.

Step 2: If you already have a wikispace account, click on



If you do not have a wikispace account, click on Create a new Wikispaces account.

A white dialog box titled "Sign In" with a close button (X) in the top right corner. It contains a text input field for "Username or Email", a text input field for "Password", a blue "Sign In" button, a checked checkbox for "Keep me signed in", a link for "Forgot your password?", a link for "Create a new Wikispaces account" (circled in red), a link for "Sign in with OpenID", and a link for "Privacy Policy" at the bottom.

Sign In

Username or Email

Password

Sign In

Keep me signed in

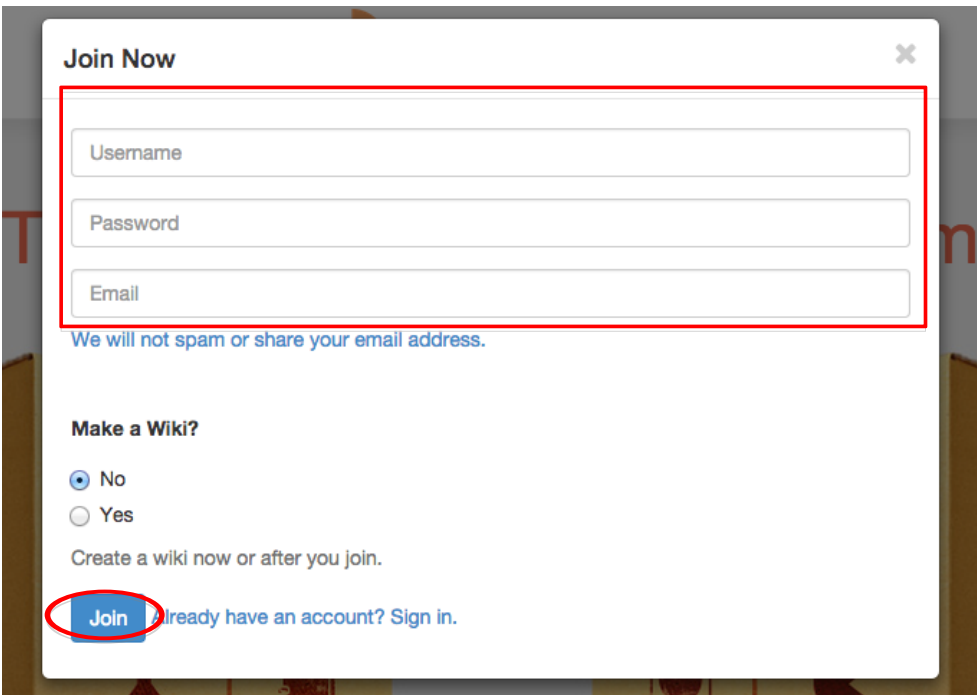
[Forgot your password?](#)

[Create a new Wikispaces account](#)

[Sign in with OpenID](#)

[Privacy Policy](#)

Step 3:

A white dialog box titled "Join Now" with a close button (X) in the top right corner. It contains three text input fields for "Username", "Password", and "Email" (all circled in red), a blue link "We will not spam or share your email address.", a section "Make a Wiki?" with radio buttons for "No" (selected) and "Yes", the text "Create a wiki now or after you join.", and a blue "Join" button (circled in red) followed by the text "Already have an account? Sign in."

Join Now

Username

Password

Email

[We will not spam or share your email address.](#)

Make a Wiki?

No

Yes

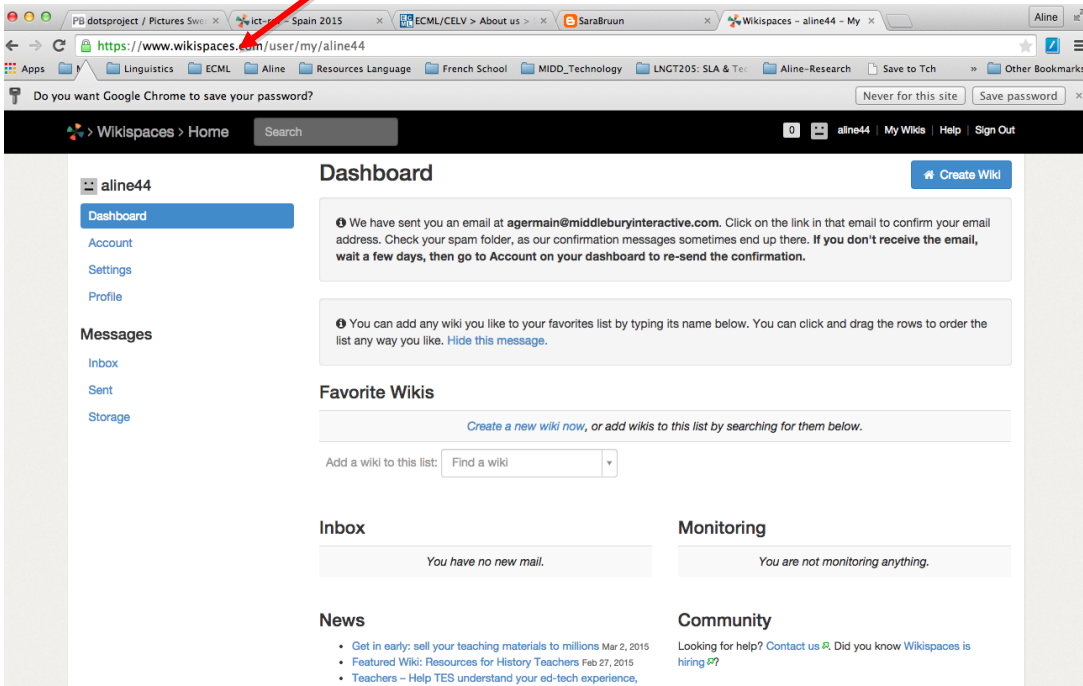
Create a wiki now or after you join.

[Join](#) Already have an account? [Sign in.](#)

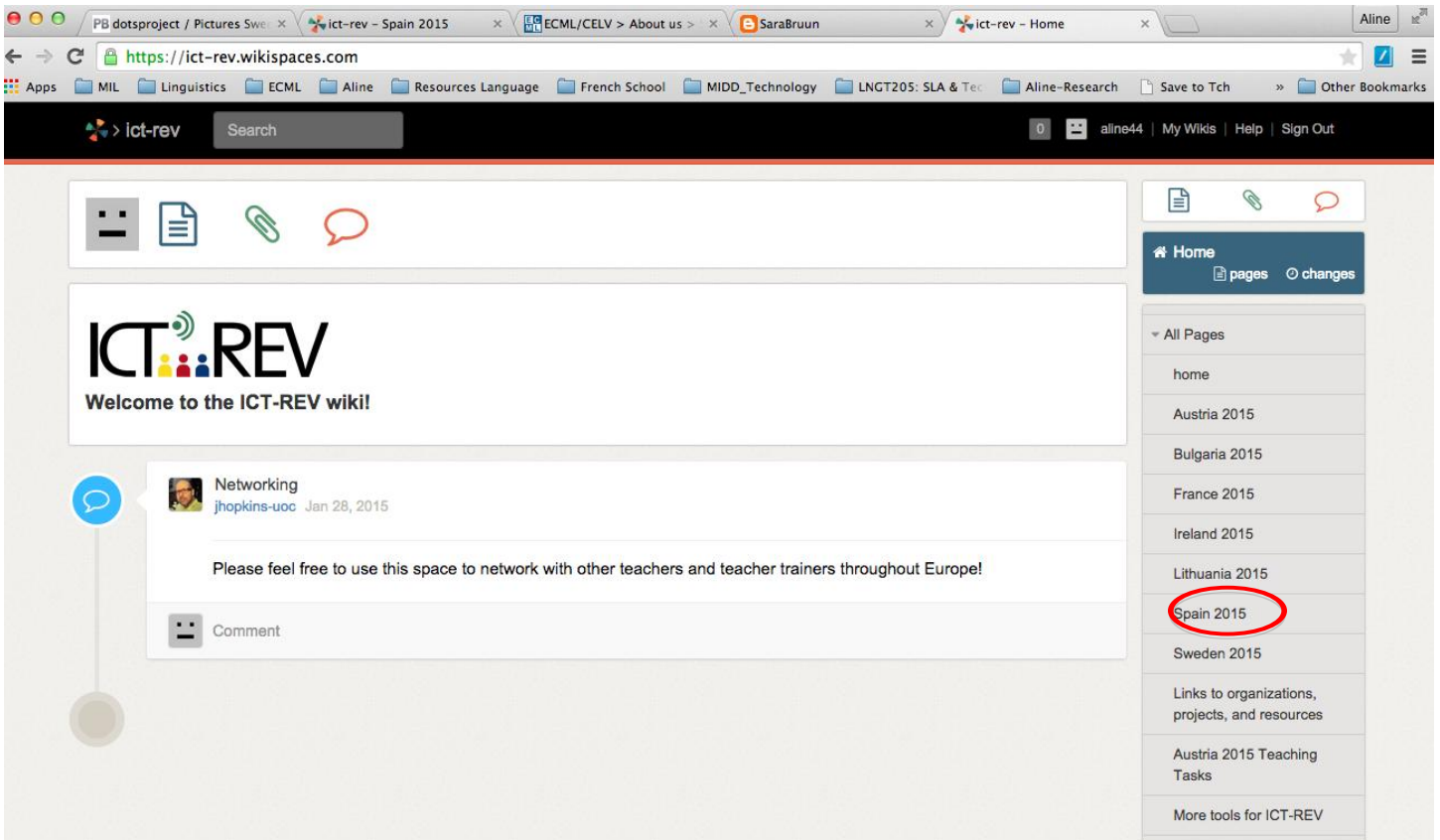
Step 4:

Enter the URL: **wikispaces.com/join/4K77JK7**.

This URL is to enter the ICTREV wikispaces the first time ONLY.



Step 5:



URL to enter the ICTREV wikispaces after the first time: ict-rev.wikispaces.com

← → ↻ <https://ict-rev.wikispaces.com/Spain+2015> ☆

Apps MIL Linguistics ECML Aline Resources Language French School MIDD_Technology LNGT205: SLA & Tec Aline-Research Save to Tch » Other Book

You have an active join code: 4K77JK7. It will expire on May 13, 2015. [Disable this code now.](#)

ict-rev > Home Search 0 aline44 | My Wikis | Help | Sign Out

Members Projects Events Assessment Settings

☆ Spain 2015

0 5 ...

Home pages changes

▼ All Pages

- home
- Austria 2015
- Bulgaria 2015
- France 2015
- Ireland 2015
- Lithuania 2015
- Spain 2015
- Sweden 2015
- Links to organizations, projects, and resources
- Austria 2015 Teaching Tasks
- More tools for ICT-REV

Welcome to the ICT-REV workshop in Madrid!

